



## SL SLOT DIFFUSER



SL



SL-C-P

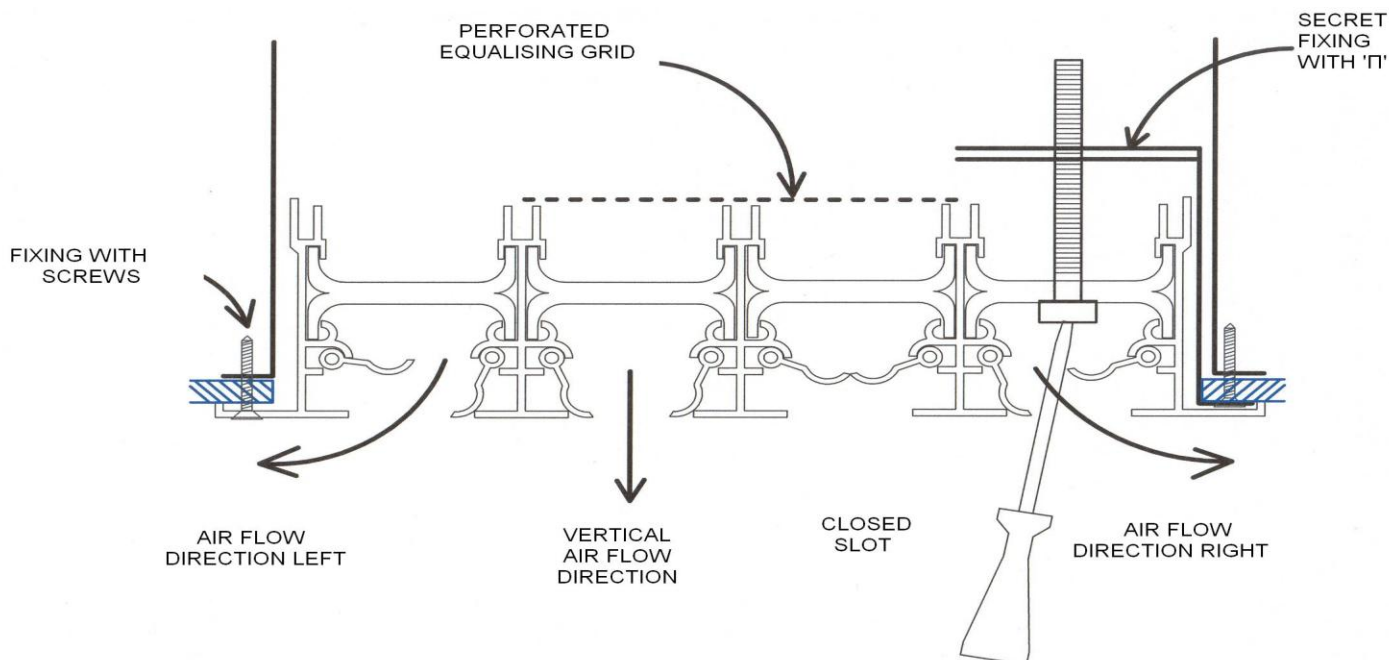
Diffusers of series SL are linear diffusers with a number of slot outlets. They are usually used in ventilation system for air supply, but they may also be used for return air applications.

SL diffusers are mounted on ceilings or probably on walls.

It is suitable for architectural applications because of its design.

Either side of each slot has adjustable blades with which it is possible to adjust the beam of the air in any direction. Also through the fins it is possible to change the free

surface of the groove or the closure (acting as a damper).



Anodized aluminum profile is used for their construction providing long life. Alternatively, electrostatic painting in a variety of colors is available (RAL). The fins are made of black or white plastic.

At the rear of the diffuser may be mounted a black perforated equalizing grid in order not to be visible from the front.



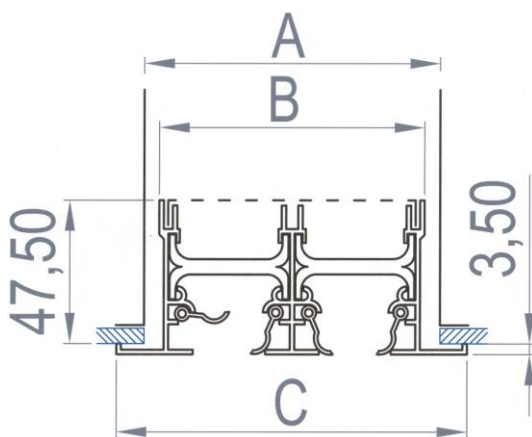
In case of having long size diffuser (more than 2,5m), then the diffuser is manufactured in two or more pieces. The intermediate pieces have no end caps on the small sides and it seems like one piece.

The diffuser is fixed either with screws, or with a secret fixing 'P' which has already been installed in the hole. The nozzle is secured by screws which are screwed through the slots.

It is possible for special pieces to be constructed such as corners (up to 4 slots). In these pieces blades can't be adjusted.

For the proper operation the air inputs of plenum should be on the side and one input per meter at least.

## DIMENSIONS



SLOTS	A	B	C	D	F	I	E	G	H
1	50	44	73	37	48	50	47	82	26
2	90	83	113	76	88	90	86	121	65
3	130	122	152	115	126	128	126	161	105
4	170	162	192	155	166	168	166	201	145
5	210	202	231	195	206	208			
6	250	242	270	235	246	248			

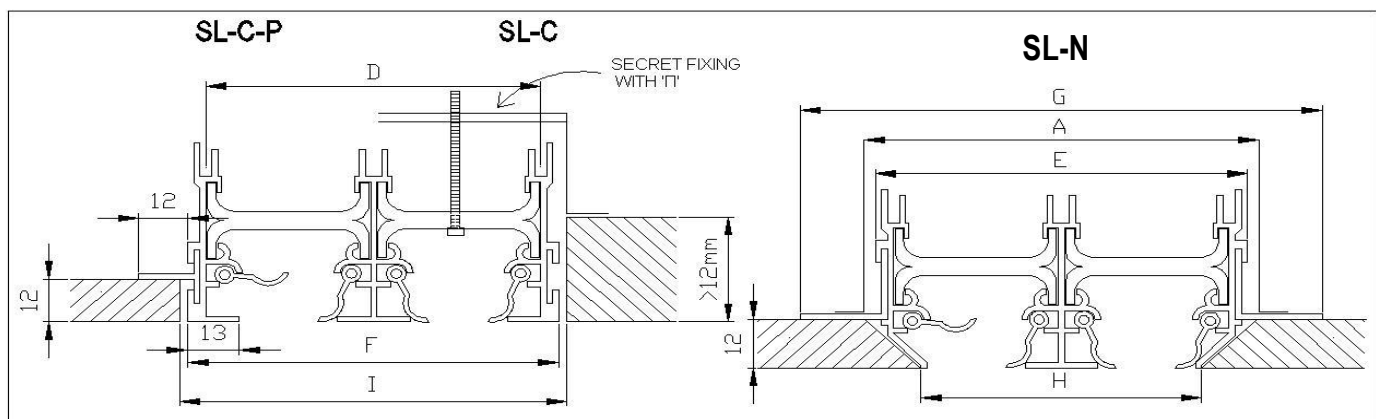
The basic dimensions of SL are mentioned to the figure above. It is possible for the diffuser to be constructed with more than 6 slot outlets.

Also SL can be constructed with narrow or without circumferential frame and without any protruding from the ceiling. Three types exist:

**SL-C-P:** With narrow external frame, for installation in plasterboard of 12mm thickness.

**SL-C:** With narrow external frame, for installation in plasterboard of different thickness from 12mm. It is always combined with secret fixing with 'Π'.

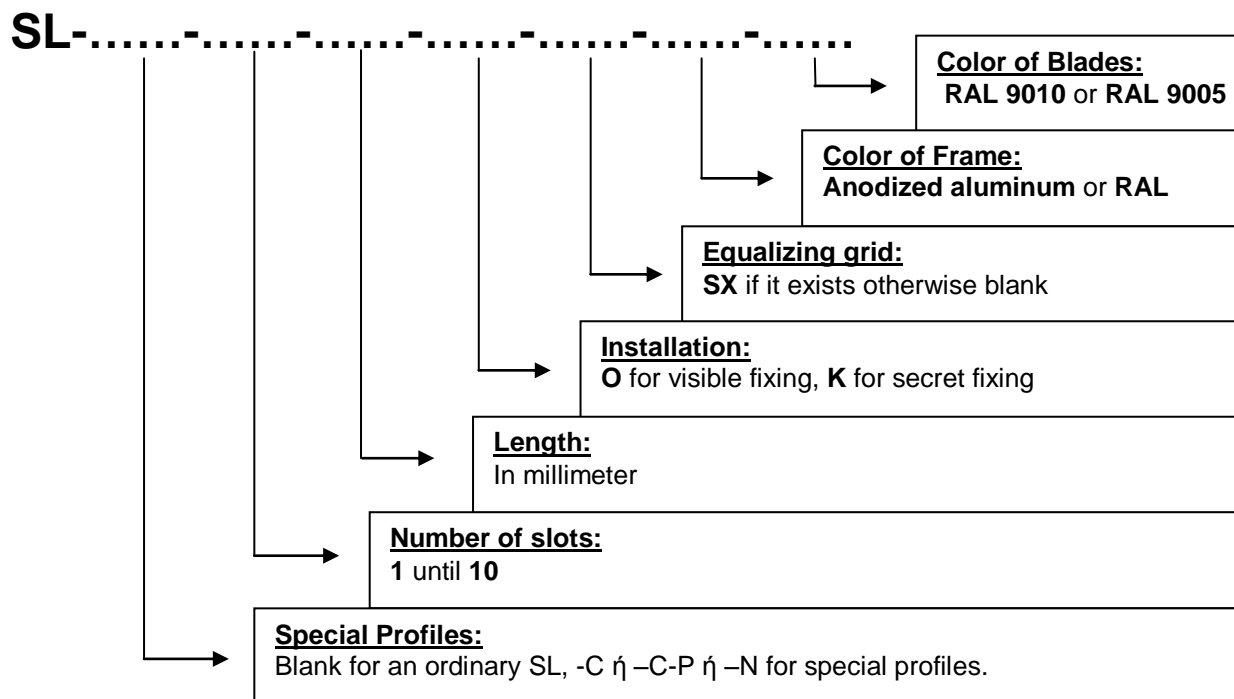
**SL-N:** Without external frame for 'invisible' installation in plasterboard of 12mm thickness obliquely cut at an angle 45°.





## WAY OF ORDER

A series of numbers and letters is used to order SL series diffusers. The characteristics of the air grille are defined according to the following code:



## EXAMPLES:

SL-3-1500-K---RAL 9005  
 SL-2-5350-O-SX-RAL 7035-RAL 9005  
 SL-C-P-4-4800- - -RAL9010-RAL9010



**SL-C-P**

**SL-C**

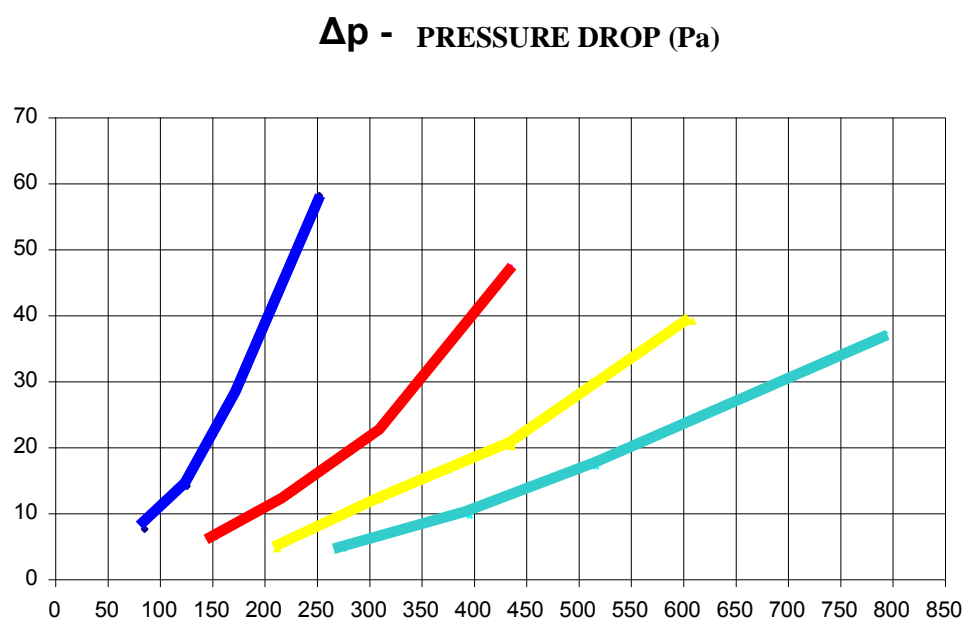
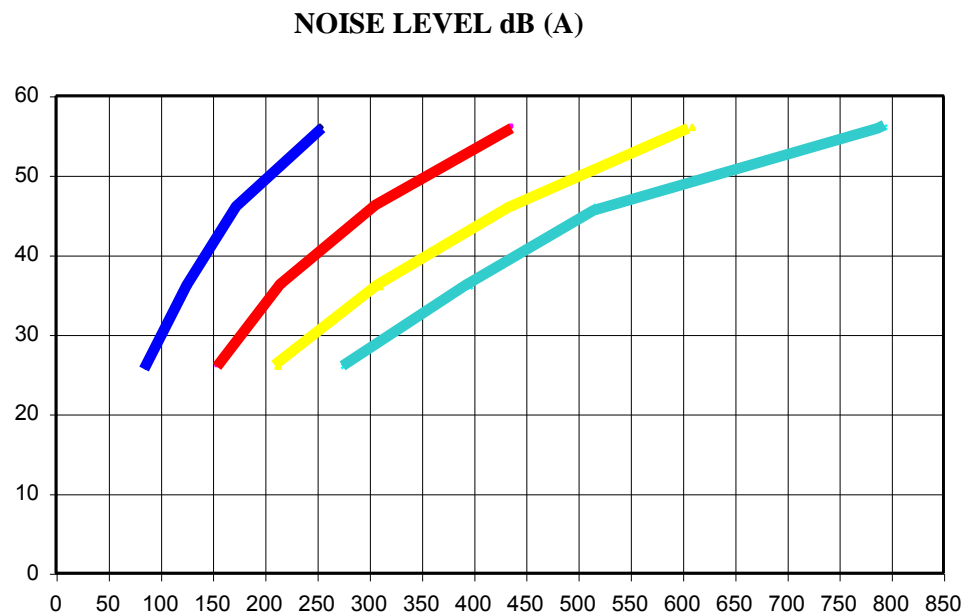
# TECHNICAL CHARACTERISTICS



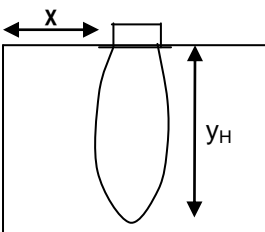
**AEROGRAMMI S.A.**  
DESIGN AND MANUFACTURE OF GRILLES AND SPECIAL AIR CONDITIONING COMPONENTS



- **SL-1**
- **SL-2**
- **SL-3**
- **SL-4**



**VERTICAL  
AIR THROW  
IN HEATING  
 $y_H$  (For  $\Delta T=15K$ ):**



If the diffuser is mounted in distance **X** until 0,3m from the wall then  $y_H=0,6xB$

If the diffuser is mounted in distance **X** more than 1,5m from the wall then  $y_H=0,4xB$

